

COLON PREP - SUPREP SPLIT DOSE (2 DAY) PREP

FOLLOW THIS INSTRUCTION SHEET, NOT THE INSTRUCTIONS ON THE BOX. THE ENTIRE DAY BEFORE YOUR PROCEDURE:

NO SOLID FOODS!
CLEAR LIQUIDS ONLY!

On the day *before* your procedure . . .

What You CAN do:

- **HAVE CLEAR LIQUIDS ONLY!**
NO SOLID FOODS!

What You CANNOT do:

- **DO NOT** drink milk
- **DO NOT** eat or drink anything colored red or purple
- **DO NOT** drink alcoholic beverages

Any of the following liquids are OK to drink:

- Water
- Strained fruit juices (without pulp) including apple, orange, white grape, or white cranberry
- Limeade or lemonade
- Coffee or tea (**DO NOT** use any dairy or non-dairy creamer)
- Chicken broth
- Gelatin desserts without added fruit or topping (**NO RED OR PURPLE**)

Note:

- SUPREP Bowel Prep Kit is indicated for cleansing of the colon as a preparation for colonoscopy in adults
- Be sure to tell your doctor about all the medicines you take, including prescription and non-prescription medicines, vitamins, and herbal supplements. SUPREP Bowel Prep Kit may affect how other medicines work
- Medication taken by mouth may not be absorbed properly when taken within 1 hour before the start of each dose of SUPREP Bowel Prep Kit
- The most common adverse reactions after administration of SUPREP Bowel Prep Kit were overall discomfort, abdominal distention, abdominal pain, nausea, vomiting, and headache
- If you have any questions about taking SUPREP Bowel Prep Kit, call your doctor

SUPREP[®] BOWEL PREP KIT

(sodium sulfate, potassium sulfate and magnesium sulfate)
Oral Solution



SUPREP Bowel Prep Kit is a split-dose (2-day) regimen. Both 6-ounce bottles are required for a complete prep.

THE EVENING BEFORE THE PROCEDURE **BETWEEN 3 - 8 PM COMPLETE STEPS 1 - 4**


You must complete Steps 1 through 4 using one (1) 6-ounce bottle before going to bed:

STEP 1



Pour **ONE (1)** 6-ounce bottle of SUPREP liquid into the mixing container.

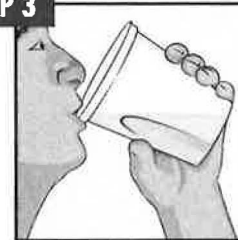
STEP 2



Add cool drinking water to the 16-ounce line on the container and mix.

NOTE: Dilute the solution concentrate as directed prior to use.


STEP 3



Drink **ALL** the liquid in the container.

STEP 4

IMPORTANT



You **must** drink two (2) more 16-ounce containers of water over the next 1 hour.

THE MORNING OF: 5 HOURS BEFORE PROCEDURE **TIME - REPEAT STEPS 1 - 4**

For this dose, repeat Steps 1 through 4 shown above using the other 6-ounce bottle.

NOTE: You **must** finish drinking the final glass of water at least 2 hours, or as directed, before your colonoscopy.

Provided as an educational service from **BrainTree** LABORATORIES, INC.